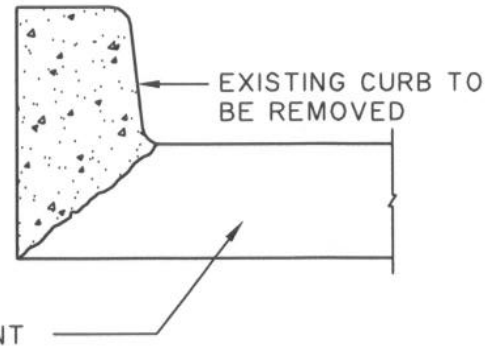


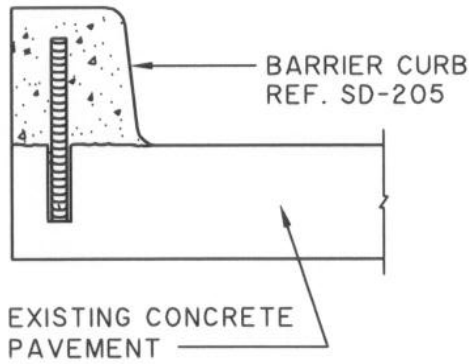
**ALTERNATIVE 1**



**ALTERNATIVE 2**

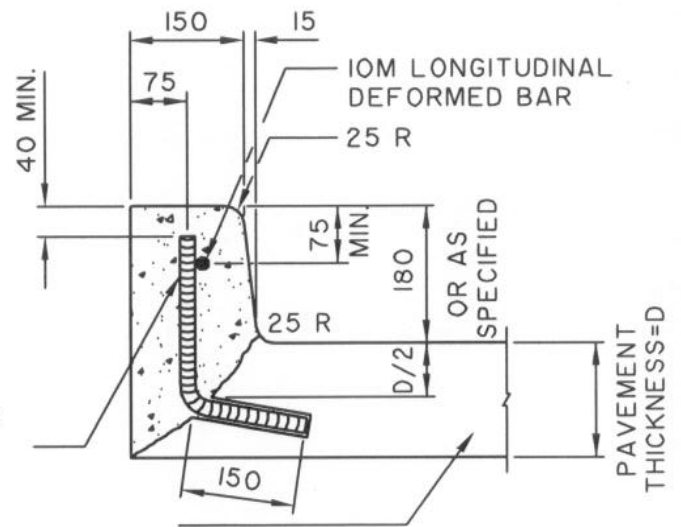
**CURB REMOVAL**

NOTE: TRANSVERSE SAW CUT EVERY 6.0 METRES OR AT PAVEMENT JOINTS.



**ALTERNATIVE 1**

20M VERTICAL DEFORMED BAR AT 600 O.C.



**ALTERNATIVE 2**

**CURB REPLACEMENT**

DIMENSIONS ARE IN MILLIMETRES



**THE CITY OF WINNIPEG**  
PUBLIC WORKS DEPARTMENT

Reference Spec. No.  
CW 3230, CW 3310

Revisions

No.	Date	Description	By

**BARRIER  
CURB REPLACEMENT**

Designed By:  
L.S.W.L.

Drawn By:  
A.R.

Scale :  
**N.T.S.**

Checked By:  
D.R.K.

Date:  
03-01-30

Drawing No.

Approved:  
SURFACE WORKS COMMITTEE

**SD-206A**