

2001 ANNUAL
CAPITAL ESTIMATES
AND
2002 TO 2006
FIVE-YEAR
CAPITAL FORECAST

CAPITAL

Adopted February 27, 2001

THE CHALLENGE

Balancing.....

Infrastructure needs/
Protecting the
environment

Fiscal
responsibility



POLICIES USED TO DEVELOP THE BUDGET

- **Plan Winnipeg**
- **Council Priorities**
- **Financial Management Plan**
- **Capital Priority Rating System**
- **Council-Approved Borrowing Cap**
- **EPC direction to develop budget without the need for new external debt**
- **Council-approved 5-year capital expenditure program**

HIGHLIGHTS

- Capital investment:
 - *\$1.2 billion over the next 6 years*
 - *\$157.9 million in 2001*
- Fiscal responsibility:
 - *moving closer to pay-as-you-go*
 - *no new external financing for tax-supported programs*
 - *lowering debt and finance charges*
- Strategic partnerships

AREAS OF MAJOR CAPITAL INVESTMENT

- \$266 M for the water system
- \$222 M for hydro infrastructure
- \$154 M for the regional street system
- \$149 M for land drainage and flood control
- \$87 M for the transit system
- \$82 M for sewage disposal
- \$52 M for residential street renewal

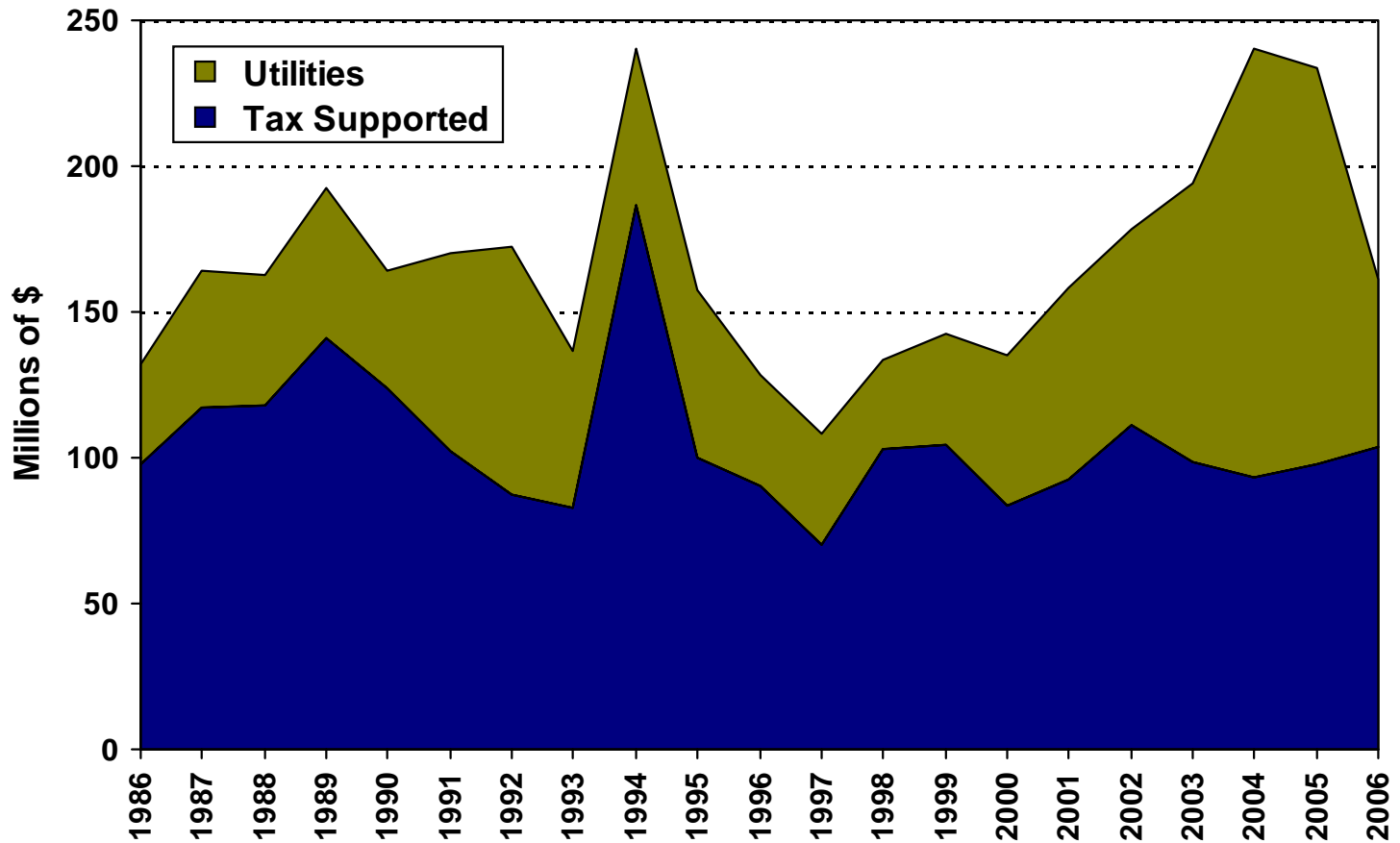
PROTECTING OUR ENVIRONMENT

- Water treatment plant
- Wastewater disinfection
- Combined sewer overflow mitigation
- Land drainage/flood protection/secondary diking
- Southwest transit corridor
- Pedestrian and cycle facilities
- Riverbank stabilization
- Reforestation
- E-government (to reduce paper needs)
- Asbestos removal in civic facilities

TOTAL CAPITAL PROGRAM

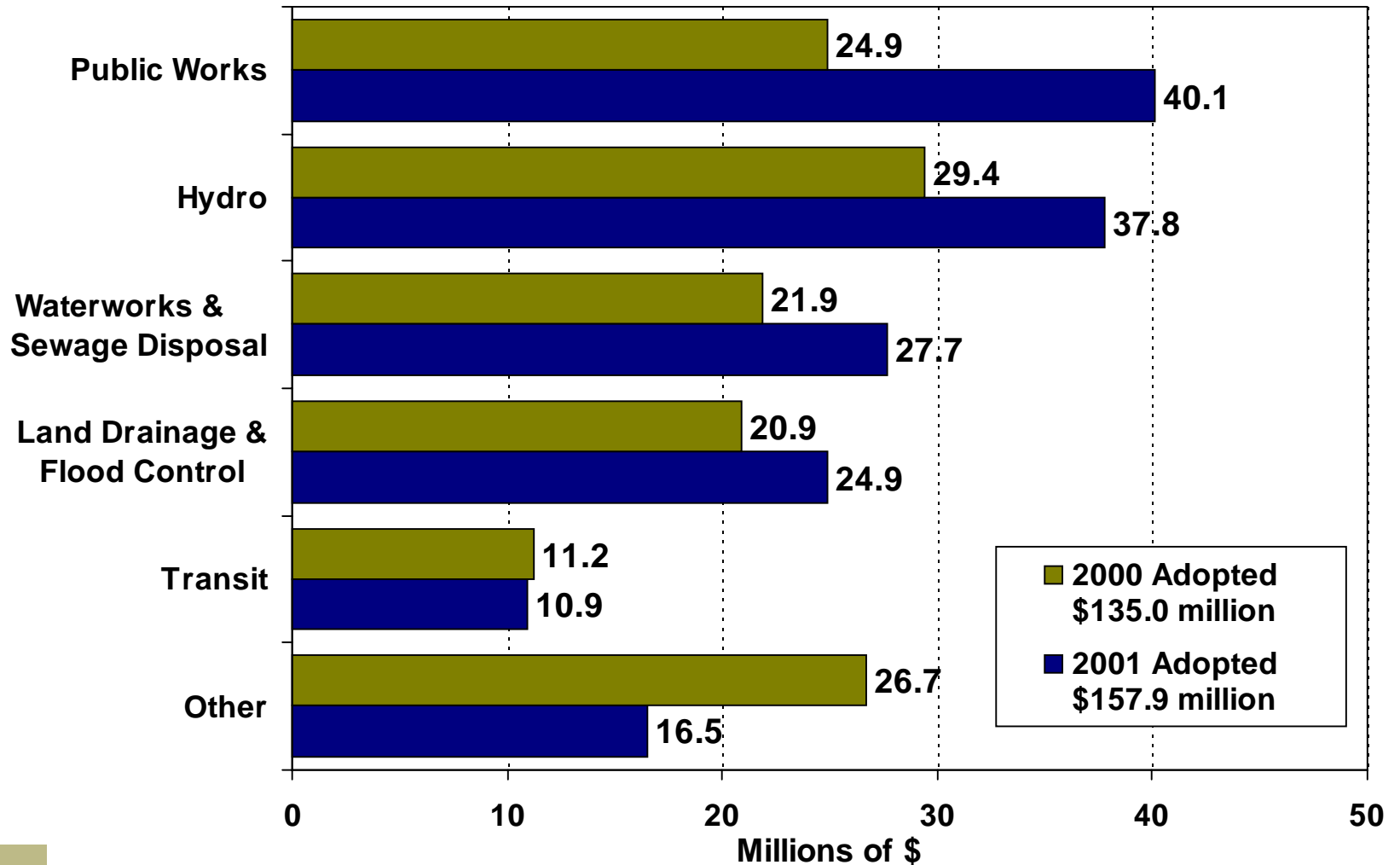
Tax-Supported and Utilities

1986 - 2006

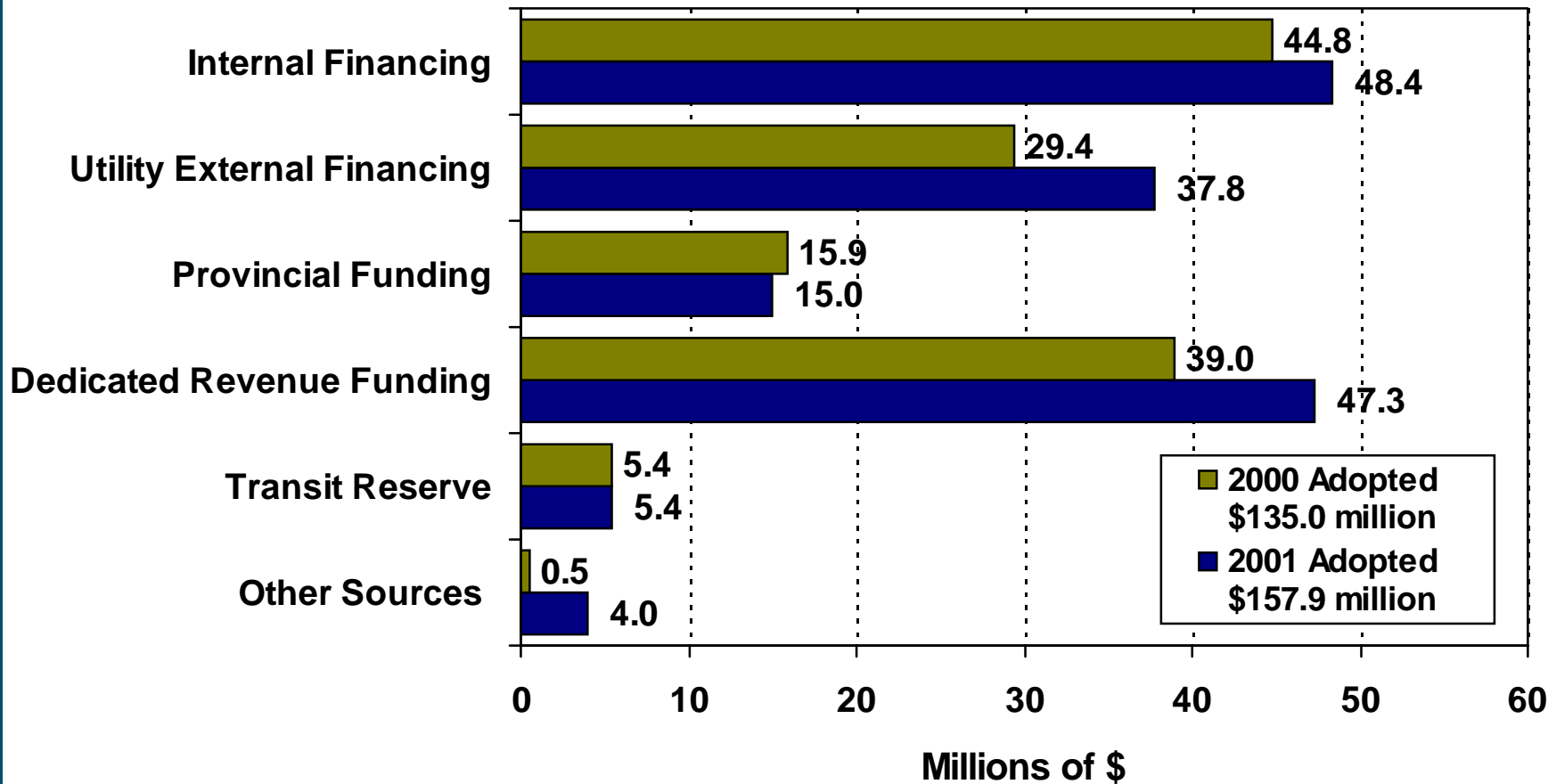


1994 includes the Canada/Manitoba/Winnipeg Infrastructure Program

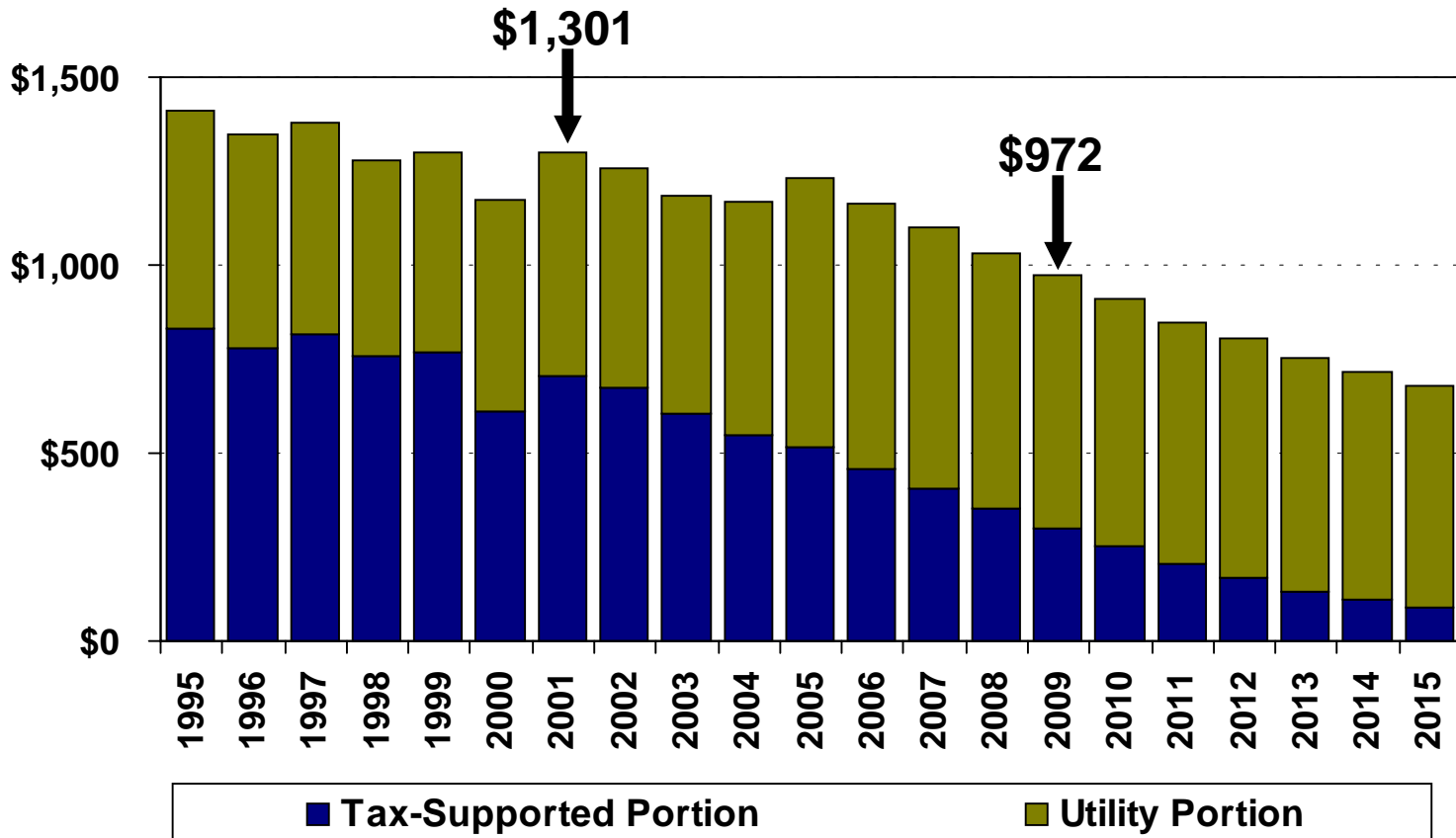
HOW TOTAL CAPITAL DOLLARS ARE SPENT



SOURCES OF CAPITAL FUNDING



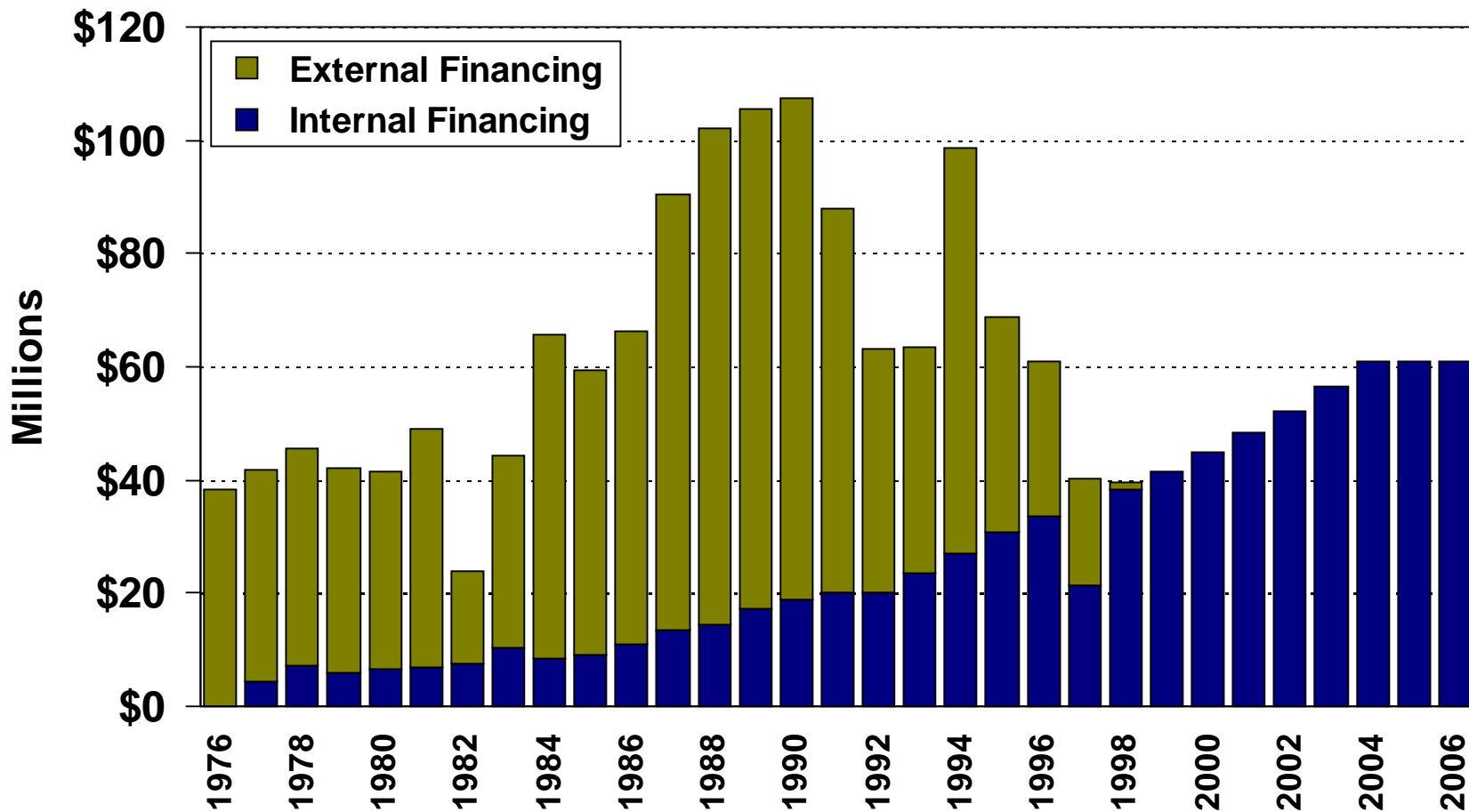
NET EXTERNAL DEBT PER CAPITA DECREASING



TAX-SUPPORTED CAPITAL PROGRAM

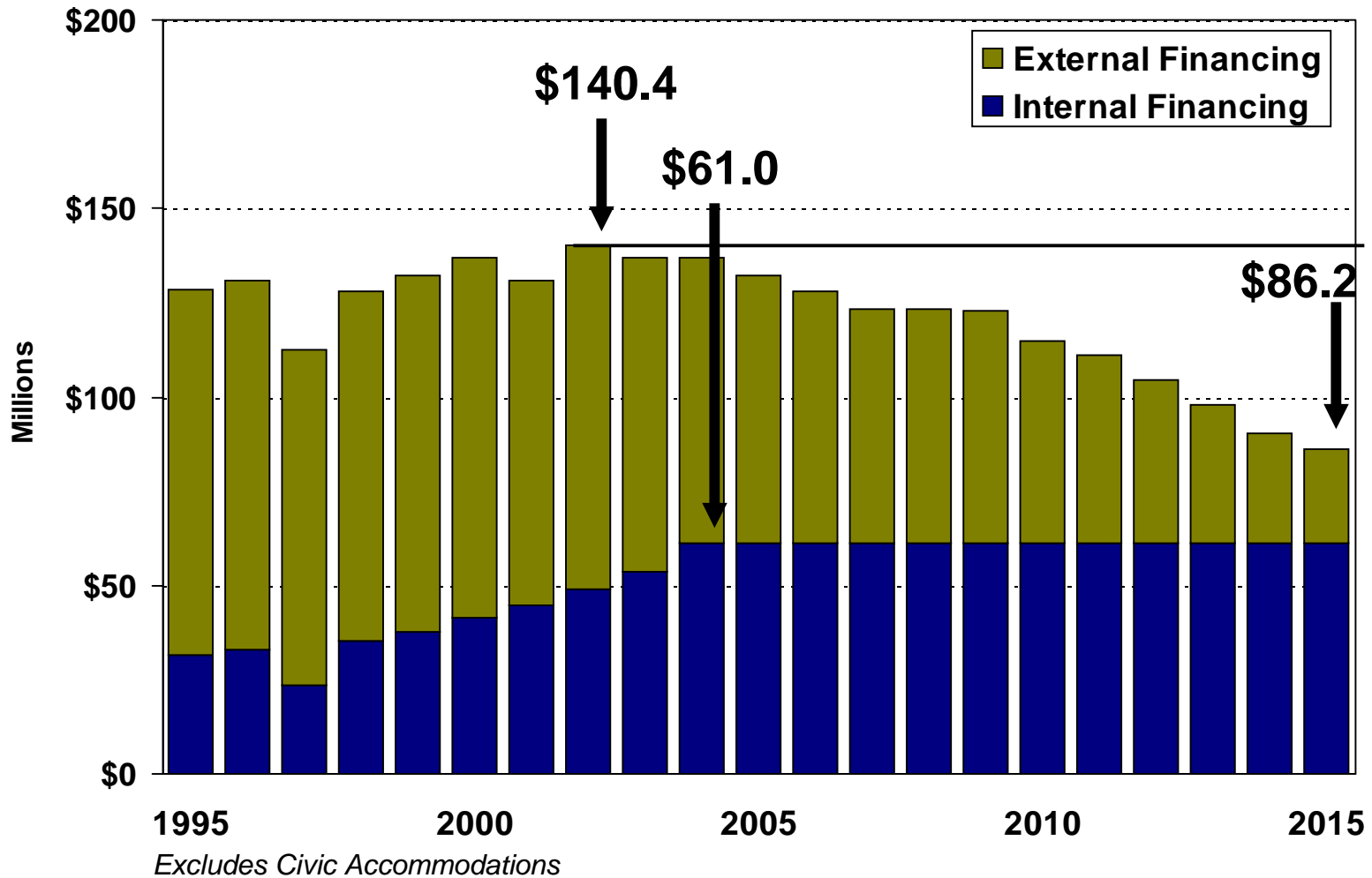
INTERNALLY FINANCED STARTING IN 1999

including Transit



1994 includes the Canada/Manitoba/Winnipeg Infrastructure Program
 Excludes interim financing

TAX-SUPPORTED DEBT SERVICING COSTS TO PEAK IN THE YEAR 2002





**2001 ANNUAL CAPITAL ESTIMATES
and
2002 to 2006 FIVE-YEAR CAPITAL FORECAST**

Capital Projects Summary

Adopted by Council
February 27, 2001

2001 ANNUAL CAPITAL ESTIMATES and 2002 to 2006 FIVE-YEAR CAPITAL FORECAST

<u>CAPITAL PROJECTS SUMMARY</u>			2001 (\$000s)	2002 (\$000s)	2003 (\$000s)	2004 (\$000s)	2005 (\$000s)	2006 (\$000s)	2001-2006 (\$000s)
	DETAIL PAGE NO.	PLAN WPG. IND.	BUDGET ADOPTED BY COUNCIL	FORECAST ADOPTED BY COUNCIL	FORECAST ADOPTED BY COUNCIL	FORECAST ADOPTED BY COUNCIL	FORECAST ADOPTED BY COUNCIL	FORECAST ADOPTED BY COUNCIL	2001-2006 6 YEAR TOTAL ADOPTED BY COUNCIL
FUNCTION/PROJECT									
<u>SUMMARY OF GROSS CAPITAL PROGRAM</u>									
TAX-SUPPORTED									
Local Improvements			455	499	500	500	600	600	3,154
Public Works			39,574	50,831	41,144	35,740	33,953	39,692	240,934
Land Drainage and Flood Control			24,849	28,309	21,574	23,574	25,855	25,230	149,391
Community Services			975	1,895	2,175	2,330	2,705	1,311	11,391
Community Incentive Grants			1,282	1,082	1,393	1,393	1,393	1,393	7,936
Winnipeg Police Service			441		634	1,789	918		3,782
Fire Paramedic Service			1,000		941		2,020	400	4,361
Planning, Property and Development			6,941	7,135	10,156	8,008	7,050	4,392	43,682
Corporate Finance			1,416	3,645	2,500	1,500	2,500	2,500	14,061
City Clerks			600	300	110	100	200	200	1,510
Corporate Services			3,318	1,349	3,353	3,557	2,490	2,496	16,563
Property Assessment					500	500		1,000	2,000
Hydro Street Lighting					100	350	350	350	1,150
Non-departmental			602	3,400			2,674	2,054	8,730
Gross Tax Supported General			81,453	98,445	85,080	79,341	82,708	81,618	508,645
Transit			10,911	12,615	13,245	14,267	14,660	21,744	87,442
Gross Total Tax Supported Including Transit			92,364	111,060	98,325	93,608	97,368	103,362	596,087
UTILITIES									
Hydro Electric System			37,815	34,465	41,555	35,355	33,115	39,515	221,820
Waterworks System			15,725	18,155	36,888	92,925	92,925	8,950	265,568
Sewage Disposal System			11,975	14,465	17,095	18,475	10,370	9,170	81,550
Gross Total Utilities			65,515	67,085	95,538	146,755	136,410	57,635	568,938
GROSS TOTAL CAPITAL PROGRAM			157,879	178,145	193,863	240,363	233,778	160,997	1,165,025

2001 ANNUAL CAPITAL ESTIMATES and 2002 to 2006 FIVE-YEAR CAPITAL FORECAST

<u>CAPITAL PROJECTS SUMMARY</u>			2001 (\$000s)	2002 (\$000s)	2003 (\$000s)	2004 (\$000s)	2005 (\$000s)	2006 (\$000s)	2001-2006 (\$000s)
	DETAIL PAGE NO.	PLAN WPG. IND.	BUDGET ADOPTED BY COUNCIL	FORECAST ADOPTED BY COUNCIL	FORECAST ADOPTED BY COUNCIL	FORECAST ADOPTED BY COUNCIL	FORECAST ADOPTED BY COUNCIL	FORECAST ADOPTED BY COUNCIL	2001-2006 6 YEAR TOTAL ADOPTED BY COUNCIL
FUNCTION/PROJECT									
<u>SUMMARY OF FINANCING REQUIREMENTS</u>									
TAX-SUPPORTED									
Local Improvements			455	499	500	500	600	600	3,154
Public Works			39,574	50,831	41,144	35,457	33,953	39,692	240,651
Land Drainage and Flood Control			1,294	4,394	2,394	4,994	5,300	4,950	23,326
Community Services			975	1,895	2,175	2,330	2,705	1,311	11,391
Community Incentive Grants			1,282	1,082	1,393	1,393	1,393	1,393	7,936
Winnipeg Police Service			441		634	1,789	918		3,782
Fire Paramedic Service			1,000		941		2,020	400	4,361
Planning, Property and Development			6,941	7,135	10,156	8,008	7,050	4,392	43,682
Corporate Finance			1,416	3,645	2,500	1,500	2,500	2,500	14,061
City Clerks			600	300	110	100	200	200	1,510
Corporate Services			3,318	1,349	3,353	3,557	2,490	2,496	16,563
Property Assessment					500	500		1,000	2,000
Hydro Street Lighting					100	350	350	350	1,150
Non-departmental			302	1,700			2,674	2,054	6,730
Unallocated Provincial UCPA (III & IV)			(9,398)	(9,434)	(10,367)	(10,367)	(10,203)	(10,038)	(59,807)
Tax Supported General Financing (Net of Transit)			48,200	63,396	55,533	50,111	51,950	51,300	320,490
Transit			200	1,904	1,867	2,889	2,950	9,700	19,510
TOTAL TAX-SUPPORTED EXTERNAL & INTERNAL FINANCING			48,400	65,300	57,400	53,000	54,900	61,000	340,000
LESS: INTERNAL FINANCING (GENERAL RESERVE)			(48,400)	(52,200)	(56,400)	(61,000)	(61,000)	(61,000)	(340,000)
LESS: INTERIM FINANCING				(13,100)	(1,000)	8,000	6,100		
TOTAL TAX SUPPORTED EXTERNAL FINANCING									
UTILITIES									
Hydro Financing			37,815	34,465	41,555	35,355	33,115	39,515	221,820
Waterworks Financing						34,000	68,000		102,000
TOTAL UTILITY FINANCING			37,815	34,465	41,555	69,355	101,115	39,515	323,820
TOTAL EXTERNAL FINANCING			37,815	34,465	41,555	69,355	101,115	39,515	323,820

2001 ANNUAL CAPITAL ESTIMATES and 2002 to 2006 FIVE-YEAR CAPITAL FORECAST

<u>CAPITAL PROJECTS SUMMARY</u>			2001 (\$000s)	2002 (\$000s)	2003 (\$000s)	2004 (\$000s)	2005 (\$000s)	2006 (\$000s)	2001-2006 (\$000s)
	DETAIL PAGE NO.	PLAN WPG. IND.	BUDGET ADOPTED BY COUNCIL	FORECAST ADOPTED BY COUNCIL	FORECAST ADOPTED BY COUNCIL	FORECAST ADOPTED BY COUNCIL	FORECAST ADOPTED BY COUNCIL	FORECAST ADOPTED BY COUNCIL	2001-2006 6 YEAR TOTAL ADOPTED BY COUNCIL
FUNCTION/PROJECT									
<u>NON-DEBT & INTERNAL FINANCING:</u>									
TAX SUPPORTED									
Public Works									
- Dakota St Recovery from Developers						283			283
- Provencher Bridge Interim Financing				13,100	1,000	(8,000)	(6,100)		
Non-Departmental:									
- Province of Manitoba VLT Revenue for Convention Centre			300	1,700					2,000
Land Drainage and Flood Control:									
- Sewer Frontage Levy - Regional Combined Sewer Flood Relief			7,500	7,500	7,500	7,500	7,500	7,500	45,000
- Developer Capacity Charges - Development Agreement Paybacks			175	335			1,975	1,700	4,185
- Provincial/Federal Contribution			3,800	5,000	600				9,400
- Sewer Frontage Levy - Combined Sewer Renewals Residential			12,080	11,080	11,080	11,080	11,080	11,080	67,480
Funding Presently Not Allocated to Specific Projects:									
- Internal Financing - General Reserve			48,400	52,200	56,400	61,000	61,000	61,000	340,000
- Unallocated Provincial UCPA III (agreement 1997-2002)			9,398	9,434					18,832
- Unallocated Provincial UCPA IV (agreement 2003 - 2008)					10,367	10,367	10,203	10,038	40,975
Transit:									
- Transit Bus Replacement Reserve			5,409	5,409	5,745	5,745	5,913	6,082	34,303
- Transit Bus Replacement - UCPA III			3,000	3,000					6,000
- Transit Bus Replacement - UCPA III (Unconditional)			2,302	2,302					4,604
- Transit Bus Replacement - UCPA IV					3,000	3,000	3,000	3,000	12,000
- Transit Bus Replacement - UCPA IV (Unconditional)					2,633	2,633	2,797	2,962	11,025
Total UCPA III (agreement 1997-2002)			14,700	14,736					29,436
Total UCPA IV (agreement 2003-2008)					16,000	16,000	16,000	16,000	64,000
TOTAL TAX SUPPORTED NON-DEBT & INTERNAL FINANCING			92,364	111,060	98,325	93,608	97,368	103,362	596,087
UTILITIES									
Waterworks System:									
- Aqueduct Rehabilitation Reserve			5,000	4,400	2,400				11,800
- Water Treatment Reserve			3,000	6,000	26,000	50,000	12,000		97,000
- Watermain Renewal Reserve			7,500	7,000	7,000	7,000	7,000	7,000	42,500
- Waterworks Retained Earnings			225	755	1,488	1,925	5,925	1,950	12,268
Sewage Disposal System:									
- Sewage Disposal Retained Earnings			4,075	4,525	10,875	12,075	4,000	3,750	39,300
- Wastewater Sewer Renewal Reserve			420	420	420	420	420	420	2,520
- Environmental Reserve			7,480	9,520	5,800	5,980	5,950	5,000	39,730
TOTAL UTILITIES NON-DEBT FINANCING			27,700	32,620	53,983	77,400	35,295	18,120	245,118
GRAND TOTAL NON-DEBT & INTERNAL FINANCING			120,064	143,680	152,308	171,008	132,663	121,482	841,205

2001 ANNUAL CAPITAL ESTIMATES and 2002 to 2006 FIVE-YEAR CAPITAL FORECAST

<u>CAPITAL PROJECTS SUMMARY</u>			2001 (\$000s)	2002 (\$000s)	2003 (\$000s)	2004 (\$000s)	2005 (\$000s)	2006 (\$000s)	2001-2006 (\$000s)
	DETAIL PAGE NO.	PLAN WPG. IND.	BUDGET ADOPTED BY COUNCIL	FORECAST ADOPTED BY COUNCIL	FORECAST ADOPTED BY COUNCIL	FORECAST ADOPTED BY COUNCIL	FORECAST ADOPTED BY COUNCIL	FORECAST ADOPTED BY COUNCIL	TOTAL ADOPTED BY COUNCIL
FUNCTION/PROJECT									
<u>CAPITAL PROJECTS LISTING</u>									
<u>PUBLIC WORKS</u>									
LOCAL IMPROVEMENTS (L.I.) - Ongoing Program	3-3	5A-01	455	499	500	500	600	600	3,154
REGIONAL STREETS									
New Transportation Facilities:									
Moray St Extension to Grant Ave	3-4	5C-03	1,000	6,946					7,946
Total New Transportation Facilities		...	1,000	6,946					7,946
Street Improvements:									
Kenaston Blvd - Academy Rd to Taylor Ave	3-5	5C-01	100	100	100	400	1,100		1,800
Regent Ave - Panet Rd to Rougeau Ave Council approved \$2.1 million as first Call against year 2001 on Apr.26/00	3-6	5C-01	1,957						1,957
Dakota St - Abbotsford Cr to Paddington Rd - Developers	3-7	5C-03				2,890 283			2,890 283
St Anne's Rd - Novavista Dr to Warde Ave	3-8	5C-03						300	300
Total Street Improvements		...	2,057	100	100	3,573	1,100	300	7,230
Regional Street Renewals:									
Street Renewals - Annual Program	3-9	5C-01		7,000	6,440	10,779	9,586	9,800	43,605
Cumberland Ave - Maryland St to Hargrave St	3-10	5C-01	320						320
Bishop Grandin Blvd - St. Anne's Rd to the Fort Garry Bridge	3-11	5C-01	800	800					1,600
Inkster Blvd - Main St to Arlington St	3-12	5C-01	200	200	200	200	200	200	1,200
Waverley St - Wilkes St to Clarence Ave	3-13	5C-01	1,815						1,815
Portage Ave Eastbound - St. Charles St to David St	3-14	5C-01	436						436
Grant Ave - Chalfont Rd to Shaftesbury Blvd	3-15	5C-01	1,460						1,460
Portage Ave Westbound - Sharp Blvd to Marjorie St	3-16	5C-01	1,575						1,575
Total Street Renewals		...	6,606	8,000	6,640	10,979	9,786	10,000	52,011

2001 ANNUAL CAPITAL ESTIMATES and 2002 to 2006 FIVE-YEAR CAPITAL FORECAST

<u>CAPITAL PROJECTS SUMMARY</u>			2001 (\$000s)	2002 (\$000s)	2003 (\$000s)	2004 (\$000s)	2005 (\$000s)	2006 (\$000s)	2001-2006 (\$000s)
	DETAIL PAGE NO.	PLAN WPG. IND.	BUDGET ADOPTED BY COUNCIL	FORECAST ADOPTED BY COUNCIL	FORECAST ADOPTED BY COUNCIL	FORECAST ADOPTED BY COUNCIL	FORECAST ADOPTED BY COUNCIL	FORECAST ADOPTED BY COUNCIL	TOTAL ADOPTED BY COUNCIL
FUNCTION/PROJECT									
Waterway Crossings and Grade Separations:									
Waterway Crossings and Grade Separations - Annual Maintenance Program	3-17	5C-01		1,300	4,850	2,160	4,250	6,242	18,802
Route 90 Underpass at Logan Ave	3-18	5C-01	250						250
Bridge Deck Restoration - Deck Sealing Program	3-19	5C-01	400						400
Culvert Replacement Program - Ellice Ave at Omand's Creek	3-20	5C-03	850						850
Arlington Overpass	3-21	5C-01	350						350
Provencher Bridge - Interim Financing	3-22	5C-03	18,900	10,000 13,100	10,000 1,000	8,000 (8,000)	6,100 (6,100)		53,000
Disraeli Bridge and Overpass Facility	3-23	5C-01	100	150	250	150	1,000	4,500	6,150
Total Waterway Crossings & Grade Separations			20,850	24,550	16,100	2,310	5,250	10,742	79,802
Traffic Improvement Study - North of Polo Park	3-24	5C-03	200						200
Traffic Engineering Improvement Various Locations	3-25	5C-03	455	500	500	1,000	1,000	1,000	4,455
Pedestrian and Cycle Facilities - Various Locations	3-26	5C-04	300	300	300	300	300	500	2,000
Land Acquisition - Transportation Rights-of-Way - Various Locations	3-27	5C-03				600			600
TOTAL REGIONAL STREETS		...	31,468	40,396	23,640	18,762	17,436	22,542	154,244
LOCAL STREETS									
Residential Street Renewal - Various Locations	3-28	5C-38	5,137	7,838	8,800	9,723	10,115	10,000	51,613
Curb Repair Program - Various Locations	3-29	5C-38	250	250	250	250	250	250	1,500
Lane Renewals - Various Locations	3-30	5C-38			1,281	2,258	1,000	1,978	6,517
Sidewalk Renewals - Various Locations	3-31	5C-38	500	500	690	900	900	900	4,390
TOTAL LOCAL STREETS		...	5,887	8,588	11,021	13,131	12,265	13,128	64,020

2001 ANNUAL CAPITAL ESTIMATES and 2002 to 2006 FIVE-YEAR CAPITAL FORECAST

<u>CAPITAL PROJECTS SUMMARY</u>			2001 (\$000s)	2002 (\$000s)	2003 (\$000s)	2004 (\$000s)	2005 (\$000s)	2006 (\$000s)	2001-2006 (\$000s)
	DETAIL PAGE NO.	PLAN WPG. IND.	BUDGET ADOPTED BY COUNCIL	FORECAST ADOPTED BY COUNCIL	FORECAST ADOPTED BY COUNCIL	FORECAST ADOPTED BY COUNCIL	FORECAST ADOPTED BY COUNCIL	FORECAST ADOPTED BY COUNCIL	6 YEAR TOTAL ADOPTED BY COUNCIL
FUNCTION/PROJECT									
Asset Management System - Regional / Residential Streets and Parks	3-32	5C-01	325	160	200	125	200	275	1,285
Land Drainage Sewers - Various Locations	3-33	5C-38		250	250	250	250	250	1,250
TOTAL REGIONAL AND LOCAL STREETS (not incl. L.I.)			37,680	49,394	35,111	32,268	30,151	36,195	220,799
TOTAL REGIONAL AND LOCAL STREETS (incl. L.I.)			38,135	49,893	35,611	32,768	30,751	36,795	223,953
PARKS AND OPEN SPACE									
Aesthetically Improved Streets - Improvements	3-34	5C-04			100	114	257	211	682
Reforestation Program - Improvements	3-35	6B-03	300	500	500	383	457	500	2,640
Athletic Fields - Development	3-36	6F-01			262	168		616	1,046
Athletic Fields - Improvements	3-37	6F-01	200		100	198	695		1,193
Parks - Development	3-39	5C-43			2,071	495	273	150	2,989
Parks - Improvements	3-41	5C-44	371	323	260	294	300	200	1,748
Total Parks and Open Spaces			871	823	3,293	1,652	1,982	1,677	10,298
BUILDING SERVICES									
Community Centres - Refurbishing and Improvements	3-43	4C-01	220	411	1,150	400	350	350	2,881
Building Refurbishing/Improvements - Arenas	3-44	6F-01			600	520	175	175	1,470
Building Refurbishing/Improvements - Indoor Aquatic Facilities	3-45	6F-01	663	203	440	420	350	350	2,426
Building Refurbishing/Improvements - Outdoor Aquatic Facilities	3-46	6F-01			150		195	195	540
Building Refurbishment/Improvements - Community Facilities	3-47	4C-01	140		400	480	200	200	1,420
A/C Plant Refurbishing - Ozone Depletion Act Compliance	3-48	5C-55					200	200	400
Fire/Life Safety Replacement/Asbestos Removal	3-49	5C-55					225	225	450
Energy Conservation Initiatives	3-50	3G-01					125	125	250
Total Building Services			1,023	614	2,740	1,820	1,820	1,820	9,837
TOTAL PUBLIC WORKS (not incl L.I.)			39,574	50,831	41,144	35,740	33,953	39,692	240,934
TOTAL PUBLIC WORKS (incl L.I.)			40,029	51,330	41,644	36,240	34,553	40,292	244,088

2001 ANNUAL CAPITAL ESTIMATES and 2002 to 2006 FIVE-YEAR CAPITAL FORECAST

<u>CAPITAL PROJECTS SUMMARY</u>			2001 (\$000s)	2002 (\$000s)	2003 (\$000s)	2004 (\$000s)	2005 (\$000s)	2006 (\$000s)	2001-2006 (\$000s)
FUNCTION/PROJECT	DETAIL PAGE NO.	PLAN WPG. IND.	BUDGET ADOPTED BY COUNCIL	FORECAST ADOPTED BY COUNCIL	FORECAST ADOPTED BY COUNCIL	FORECAST ADOPTED BY COUNCIL	FORECAST ADOPTED BY COUNCIL	FORECAST ADOPTED BY COUNCIL	TOTAL ADOPTED BY COUNCIL
<u>COMMUNITY SERVICES</u>									
Community Incentive Grant Program	3-51	6F-01	1,282	1,082	1,393	1,393	1,393	1,393	7,936
Assiniboine Park Zoo Development	3-52	6F-03		100		950	1,000	500	2,550
Assiniboine Park Zoo - Improvements	3-53	6F-03	200	270	216	100	666		1,452
Computer Acquisition - Upgrade Reorganization and Customer Service	3-54	1D-01	100	100	100				300
Library Replacements - Various	3-55	5C-54					521	611	1,132
Millennium Library (Conditional Upon Other Funding Being in Place)	3-56	5C-53		1,000	1,000	1,000			3,000
Security Systems - Various Branches	3-57	5C-53			129				129
Community Computer Access Program	3-58	5C-53	425	425	280	280			1,410
Assiniboine Park Amenities Improvements	3-59	6F-03					268	200	468
Library Furniture Replacement Program	3-60	5C-53			200				200
Integrated Property Based Information Systems	3-61	1D-01	250		250		250		750
SUBTOTAL		...	975	1,895	2,175	2,330	2,705	1,311	11,391
TOTAL COMMUNITY SERVICES		...	2,257	2,977	3,568	3,723	4,098	2,704	19,327
<u>WINNIPEG POLICE SERVICE</u>									
P.A.R.C.S. Replacement / Mobile Data Terminal Upgrade	3-62	5C-51			634	1,789	418		2,841
Renovations - 5th Floor Public Safety Building	3-63	5C-55					500		500
Telephone Intercept System Replacement	3-64	5C-51	441						441
TOTAL WINNIPEG POLICE SERVICE		...	441		634	1,789	918		3,782
<u>FIRE PARAMEDIC SERVICE</u>									
Fire Station Rationalization (Combining Stations) No. 4 and No.13	3-65	5C-51	1,000						1,000
Replacement of No. 12 Fire Station	3-66	5C-51						400	400
Fire Protection Systems Upgrade for 3 Storey Fire Stations	3-67	5C-51			263				263
Water Main Extension for Fire Fighting Training	3-68	5C-51			399				399
Fire Information Network	3-69	5C-51			279				279
Burn Building Simulator	3-70	5C-51					441		441
Fire Station Rationalization (Combining Stations) No. 9 and No.21	3-71	5C-51					1,579		1,579
TOTAL FIRE PARAMEDIC SERVICE		...	1,000		941		2,020	400	4,361

2001 ANNUAL CAPITAL ESTIMATES and 2002 to 2006 FIVE-YEAR CAPITAL FORECAST

<u>CAPITAL PROJECTS SUMMARY</u>			2001 (\$000s)	2002 (\$000s)	2003 (\$000s)	2004 (\$000s)	2005 (\$000s)	2006 (\$000s)	2001-2006 (\$000s)
	DETAIL PAGE NO.	PLAN WPG. IND.	BUDGET ADOPTED BY COUNCIL	FORECAST ADOPTED BY COUNCIL	FORECAST ADOPTED BY COUNCIL	FORECAST ADOPTED BY COUNCIL	FORECAST ADOPTED BY COUNCIL	FORECAST ADOPTED BY COUNCIL	6 YEAR TOTAL ADOPTED BY COUNCIL
FUNCTION/PROJECT									
<u>PLANNING, PROPERTY AND DEVELOPMENT</u>									
<u>CIVIC ACCOMMODATIONS</u>									
General Building Renovation and Refurbishing	3-72	1D-01	209	400	300	300	500	500	2,209
Civic Buildings, Barrier Free Access	3-73	4A-02	206	206		104		150	666
Removal of Asbestos	3-74	5C-55	168	168		168		200	704
Administration Building Alterations	3-75	5C-55			200	200			400
510 Main Street - Elevator Controls	3-76	5C-55		390					390
Council Building Redevelopment	3-77	5B-04	500						500
Fire Safety Upgrading - Various Locations	3-78	5C-55		100	400			200	700
Central Yard Relocation	3-79	1D-01			1,382	1,600	500		3,482
Major Building HVAC Upgrades	3-80	5C-55						500	500
Building Envelope, Evaluation and Emergency Repair	3-81	5C-55						500	500
510 Main Courtyard Redevelopment	3-82	5C-55		1,092					1,092
Expand Archibus Program to Integrate with Maximo System	3-83	5C-55		100	100				200
Total Civic Accommodations			1,083	2,456	2,382	2,372	1,000	2,050	11,343
Special Projects:									
Public Safety Building, Exterior Cladding	3-84	5C-55		550	3,000	1,500	1,000		6,050
Concourse Upgrading	3-85	5C-55	300						300
Computer Automation	3-86	1D-02					200		200
Cooling Plant Refurbishing	3-87	5C-55		300	850				1,150
Energy Conservation	3-88	3G-02				225	200	200	625
Tenant Improvement Prepayment, Major Department	3-89	6C-09					600	500	1,100
Historic Building Stabilization	3-90	5B-04	300		500		500		1,300
Total Civic Accommodations Special Projects			600	850	4,350	1,725	2,500	700	10,725
Total Civic Accommodations			1,683	3,306	6,732	4,097	3,500	2,750	22,068
<u>OTHER DIVISIONS</u>									
Streetscaping	3-91	6A-03						242	242
Riverbank Stabilization for City-Owned Riverbanks	3-92	3E-05	200	200	200	200	200		1,000
Land Acquisition - Riverbank	3-93	6B-10			150		300		450
Riverbank Greenway Programs	3-94	3E-05		104	358		350		812
Land Acquisition For General Unspecified Purposes	3-95	3E-05	250	300	300	210	300		1,360
Cemeteries - Improvements	3-96	4C-01			166	501		200	867

2001 ANNUAL CAPITAL ESTIMATES and 2002 to 2006 FIVE-YEAR CAPITAL FORECAST

<u>CAPITAL PROJECTS SUMMARY</u>			2001 (\$000s)	2002 (\$000s)	2003 (\$000s)	2004 (\$000s)	2005 (\$000s)	2006 (\$000s)	2001-2006 (\$000s)
	DETAIL PAGE NO.	PLAN WPG. IND.	BUDGET ADOPTED BY COUNCIL	FORECAST ADOPTED BY COUNCIL	FORECAST ADOPTED BY COUNCIL	FORECAST ADOPTED BY COUNCIL	FORECAST ADOPTED BY COUNCIL	FORECAST ADOPTED BY COUNCIL	TOTAL ADOPTED BY COUNCIL
FUNCTION/PROJECT									
Implementation and Expansion of BUILD	3-97	3E-05	200	125	100				425
Document Imaging and Management with BUILD	3-98	3E-05		200					200
Subtotal			650	929	1,274	911	1,150	442	5,356
Manitoba/Winnipeg Community Revitalization Program (MWCRCP):									
West End MWCRCP	3-99	5A-01	750	750	250				1,750
St. Boniface MWCRCP	3-100	5A-01	1,300	950					2,250
Wolseley MWCRCP	3-101	5A-01		1,000	1,000	1,000			3,000
Burrows Central MWCRCP	3-102	5A-01			900	1,000	1,000	100	3,000
Luxton MWCRCP	3-103	5A-01				1,000	900	1,100	3,000
Neighbourhood to be named	3-104	5A-01					500		500
Total Manitoba/Winnipeg Community Revitalization Program		...	2,050	2,700	2,150	3,000	2,400	1,200	13,500
Intergovernmental Agreements (former CORE):									
Winnipeg Development Agreement	3-105	5A-06	2,558						2,558
Total Intergovernmental Agreements			2,558						2,558
Total Other Divisions			5,258	3,629	3,424	3,911	3,550	1,642	21,414
Parks Development - Developer Payback	3-106	5C-43		200					200
Total Corporate Programs				200					200
TOTAL PLANNING, PROPERTY AND DEVELOPMENT			6,941	7,135	10,156	8,008	7,050	4,392	43,682
<u>CORPORATE FINANCE</u>									
Financial Management System	3-107	1D-03	1,416	3,645	2,500	1,500	2,500	2,500	14,061
<u>CITY CLERKS</u>									
Office Automation - City Clerks	3-108	4C-01	100			100	200	200	600
Electronic Records Management	3-109	4C-01	350	200	110				660
Election Systems	3-110	4C-01	150	100					250
TOTAL CITY CLERKS			600	300	110	100	200	200	1,510

2001 ANNUAL CAPITAL ESTIMATES and 2002 to 2006 FIVE-YEAR CAPITAL FORECAST

<u>CAPITAL PROJECTS SUMMARY</u>			2001 (\$000s)	2002 (\$000s)	2003 (\$000s)	2004 (\$000s)	2005 (\$000s)	2006 (\$000s)	2001-2006 (\$000s)
	DETAIL PAGE NO.	PLAN WPG. IND.	BUDGET ADOPTED BY COUNCIL	FORECAST ADOPTED BY COUNCIL	FORECAST ADOPTED BY COUNCIL	FORECAST ADOPTED BY COUNCIL	FORECAST ADOPTED BY COUNCIL	FORECAST ADOPTED BY COUNCIL	6 YEAR TOTAL ADOPTED BY COUNCIL
FUNCTION/PROJECT									
<u>CORPORATE SERVICES</u>									
Special Projects:									
Communications Network Infrastructure	3-111	7C-01	316	698	602	723	611	610	3,560
Network Computing Initiatives	3-112	1D-01	166	151	251	251	199	204	1,222
Land Based Information System (See Also Related Funding in Waterworks System and Sewage Disposal System Budgets)	3-113	7C-01	350						350
E-Government	3-114	1D-01		500	2,000	2,583	1,680	1,682	8,445
Desktop Standardization	3-115	7C-01	250						250
Enterprise Resource Planning System	3-116	1D-01	2,236		500				2,736
TOTAL CORPORATE SERVICES		...	3,318	1,349	3,353	3,557	2,490	2,496	16,563
<u>PROPERTY ASSESSMENT</u>									
Assessment Automation	3-117	2B-04			500	500		1,000	2,000
<u>NON-DEPARTMENTAL</u>									
Convention Centre Cladding	3-118	5C-55	300	1,700					2,000
- Provincial Funding from VLT Revenues			300	1,700					2,000
Special Innovative Capital	3-119	1D-02	2				2,674	2,054	4,730
TOTAL NON-DEPARTMENTAL			602	3,400			2,674	2,054	8,730
<u>TRANSIT</u>									
Bus Radio System Replacement with AVL Enhancement	3-120	5C-01		1,704	1,667	2,589			5,960
Regular Transit Buses	3-121	5C-01							
- Transit Bus Replacement Reserve			5,409	5,409	5,745	5,745	5,913	6,082	34,303
- Province - UCPA III			3,000	3,000					6,000
- Province - UCPA III Unconditional			2,302	2,302					4,604
- Province - UCPA IV					3,000	3,000	3,000	3,000	12,000
- Province - UCPA IV Unconditional					2,633	2,633	2,797	2,962	11,025
Fare Collection System	3-122	5C-01					2,000	4,000	6,000
Innovative Transit Program	3-123	5C-02	200	200	200	200	700	700	2,200
Transit Building Replacement/Refurbishment	3-124	5C-01				100			100
Southwest Transit Corridor	3-125	5C-02					250	5,000	5,250
GROSS TRANSIT BUDGET		...	10,911	12,615	13,245	14,267	14,660	21,744	87,442
TRANSIT INTERNAL FINANCING		...	200	1,904	1,867	2,889	2,950	9,700	19,510

2001 ANNUAL CAPITAL ESTIMATES and 2002 to 2006 FIVE-YEAR CAPITAL FORECAST

<u>CAPITAL PROJECTS SUMMARY</u>			2001 (\$000s)	2002 (\$000s)	2003 (\$000s)	2004 (\$000s)	2005 (\$000s)	2006 (\$000s)	2001-2006 (\$000s)
	DETAIL PAGE NO.	PLAN WPG. IND.	BUDGET ADOPTED BY COUNCIL	FORECAST ADOPTED BY COUNCIL	FORECAST ADOPTED BY COUNCIL	FORECAST ADOPTED BY COUNCIL	FORECAST ADOPTED BY COUNCIL	FORECAST ADOPTED BY COUNCIL	6 YEAR TOTAL ADOPTED BY COUNCIL
FUNCTION/PROJECT									
<u>HYDRO ELECTRIC SYSTEM</u>									
<u>Tax Supported Portion - Street Lighting</u>									
Replace Wood Pole Lighting with Ornamental Lighting	3-126	6D-03			100	100	100	100	400
Upgrading Lighting Plant on Bridges	3-127	6D-03				250	250	250	750
TOTAL HYDRO - TAX SUPP. PROGRAM					100	350	350	350	1,150
<u>Utilities Supported Portion</u>									
Pointe du Bois Generating Station:									
Tramway Building Replacement	3-128	5C-55	100	650					750
Replace Turbine/Generator Units No. 3 and 4	3-129	3A-02	14,500	14,500					29,000
Replace Turbine/Generator Units No. 7 and 5 (Straflo Units 5 and 6)	3-130	3A-02			14,500			14,500	29,000
Rehabilitate Main Spillway Rollways/Piers and Replace Sluiceways/Hoisting Equipment	3-131	5C-55	1,500	1,000		1,500	1,000		5,000
Replace Transformer No. 2 and No.5, 6.9 kV,138 kV switchgear and re-terminate Generators 5 to 10	3-132	3A-02	2,500						2,500
Powerhouse Life Extension Program	3-133	5C-55	2,000	2,000	2,000	2,000	2,000	2,000	12,000
Replace Transformers No. 3 and 6 and 6.9 kV/138 kV Equipment, Re-terminate Generators 11 to 14	3-134	3A-02				2,000	1,250		3,250
Control Room Upgrade	3-135	5C-55			250	250	250		750
SCADA and Control Systems	3-136	5C-55			250	250	250	250	1,000
Slave Falls Generating Station:									
Replace Obsolete Powerhouse Equipment - Transformers, Governors, etc.	3-137	5C-55			2,500	2,500			5,000
Rewind No. 2 Generator Stators and Rehabilitate Turbine	3-138	3A-02			2,400				2,400
Repair of Creek Spillway Rollways and Piers	3-139	5C-55	3,000	1,000					4,000
Rehabilitate Main Unit Headgates and Roller Paths	3-140	5C-55		800	800	800	800		3,200
Rehabilitate Sluiceways and Hoisting Equipment	3-141	5C-55	700	500	500	500	500	500	3,200
Replace Obsolete Remote Supervisory Control with SCADA	3-142	3A-02	250						250
Rehabilitate Powerhouse Structure	3-143	3A-02			200	500	1,000	1,000	2,700
Upgrade Control House Equipment	3-144	3A-02					500		500
Automate Local Service Generators	3-145	3A-02	500						500
Design, Fabricate and Test Fully Homologous Turbine Runner	3-146	3A-02		1,200					1,200
Rehabilitate Main Unit Turbines	3-147	5C-55				1,700	1,700	1,700	5,100
Enhancement Projects - Channel Improvements (Sturgeon Falls)	3-148	3A-02	500			2,500	2,500		5,500
Transmission lines:									
Pointe du Bois Lines - Upgrade Transmission Lines	3-149	5C-55	5,400	6,300	6,300	6,000	6,000	9,000	39,000
Winnipeg Lines - Installation of 69 KV Cable Between No. 3, No. 12 and No. 11 Substations	3-150	5C-55			4,350				4,350

2001 ANNUAL CAPITAL ESTIMATES and 2002 to 2006 FIVE-YEAR CAPITAL FORECAST

<u>CAPITAL PROJECTS SUMMARY</u>			2001 (\$000s)	2002 (\$000s)	2003 (\$000s)	2004 (\$000s)	2005 (\$000s)	2006 (\$000s)	2001-2006 (\$000s)
	DETAIL PAGE NO.	PLAN WPG. IND.	BUDGET ADOPTED BY COUNCIL	FORECAST ADOPTED BY COUNCIL	FORECAST ADOPTED BY COUNCIL	FORECAST ADOPTED BY COUNCIL	FORECAST ADOPTED BY COUNCIL	FORECAST ADOPTED BY COUNCIL	2001-2006 6 YEAR TOTAL ADOPTED BY COUNCIL
FUNCTION/PROJECT									
Distribution - Various Substations:									
Various Substations - Capacitors	3-151	5C-55	100	100	100	100	100	100	600
Various Substations - Relay System	3-152	3A-02	250	250	250	250	250	250	1,500
Various Substations - Potential Transformers	3-153	3A-02				200			200
Various Substations - Circuit Breakers and Buswork	3-154	5C-55	400	800	800	800	800	400	4,000
No. 1 Substation - Terminate 69 kV Cable	3-155	5C-55				2,000			2,000
No. 3 Substation - Termination of 69 KV cable from No. 12 Substation	3-156	5C-55			700				700
No. 5 Substation - Manitoba Hydro/Wpg. Hydro Interconnection	3-157	5C-55					2,000		2,000
No. 5 Substation - Upgrade - 69 kV Switchyard	3-158	5C-55				1,000			1,000
No. 6 Substation - Upgrade - 69 kV Switchyard	3-159	5C-55					1,000		1,000
No. 7 Substation - Substation Upgrade - Purchase and Install Electrical Equipment	3-160	5C-55				1,500	1,500		3,000
No. 9 Substation - Substation Upgrade - Purchase Electrical Equipment - Phase 1	3-161	5C-55						1,750	1,750
No. 19 Substation - Purchase Switchyard Property	3-162	5C-55		200	300	500			1,000
No. 21 Substation - Switchyard Wall	3-163	5C-55					300		300
No. 22 Substation - Purchase 69 kV/4.6 kV Transformers	3-164	5C-55		400					400
Hydro Distribution:									
Central Control - SCADA	3-165	3A-02				1,000		1,000	2,000
Substations Emergent Equipment	3-166	5C-55	250	250	250	250	250	250	1,500
Replacement of Overhead Plant	3-167	5C-55	500	100	100	100	100	100	1,000
Supply Load Increases	3-168	5C-55	1,100	1,100	1,100	1,100	1,100	1,100	6,600
Supply New Customers - New Services	3-169	2A-07	775	775	775	775	775	775	4,650
System Improvements & Replacements	3-170	5C-55	1,200	1,000	1,000	1,000	1,000	1,000	6,200
Conversion of Downtown Area	3-171	6D-03	300	300	300	300	300	300	1,800
Overhead to Underground Conversion of Major Streets	3-172	6D-03				740	740	740	2,220
Image Route Improvements	3-173	5C-55	500	500	500	500	500	500	3,000
Remove Overhead on Academy Rd from Kenaston to Cambridge	3-174	6D-03					2,400		2,400
Miscellaneous:									
AEM Facility - Vehicle and Equipment Replacement	3-175	5C-55	240	240	330	240	250	300	1,600
Operating Buildings - Building Rearrangement - Modifications to Operating Buildings - 1315 Notre Dame Ave	3-176	4F-01	750	500	500	500			2,250
Customer Premises - Distribution Automation and Automatic Meter Reading	3-177	3A-02			500	2,000	2,000	2,000	6,500
Operations - PSC - Control Building Renovation	3-178	4F-01	500						500
GROSS HYDRO BUDGET (Utility supported)			37,815	34,465	41,555	35,355	33,115	39,515	221,820
HYDRO SUPPORTED DEBENTURES			37,815	34,465	41,555	35,355	33,115	39,515	221,820

2001 ANNUAL CAPITAL ESTIMATES and 2002 to 2006 FIVE-YEAR CAPITAL FORECAST

<u>CAPITAL PROJECTS SUMMARY</u>			2001 (\$000s)	2002 (\$000s)	2003 (\$000s)	2004 (\$000s)	2005 (\$000s)	2006 (\$000s)	2001-2006 (\$000s)
	DETAIL PAGE NO.	PLAN WPG. IND.	BUDGET ADOPTED BY COUNCIL	FORECAST ADOPTED BY COUNCIL	FORECAST ADOPTED BY COUNCIL	FORECAST ADOPTED BY COUNCIL	FORECAST ADOPTED BY COUNCIL	FORECAST ADOPTED BY COUNCIL	2001-2006 6 YEAR TOTAL ADOPTED BY COUNCIL
FUNCTION/PROJECT									
<u>WATER & WASTE</u>									
<u>Tax Supported Portion - Land Drainage and Flood Control</u>									
LAND DRAINAGE - REGIONAL									
Combined Sewer Flood Relief - Sewer Frontage Levy Funding	3-179	5C-28	7,500	7,500	7,200	7,200	7,200	7,200	43,800
Flood Relief Sewers - Separate - Sewer Frontage Levy Funding	3-180	5C-21			300	300	300	300	1,200
Impoundment Shoreline Replacement/Upgrading	3-181	5C-30	100	200		100	100	100	600
Regional Flood Protection	3-182	5C-29	444	294	344	344	450	450	2,326
Flood Pumping Station Reliability Upgrades	3-183	5C-29		1,000	1,000	1,500	1,100	1,100	5,700
Land Drainage Sewers Outfall Gate Structures	3-184	5C-29		1,450	500	2,000	2,000	1,450	7,400
Development Agreement Paybacks: - Developer Capacity Charges Financing	3-185	5C-31	175	335			600	600	1,710
Flood Activity / Emergency Information System	3-186	5C-29		300					300
Floodplain Management	3-187	5C-29		300					300
Permanent Secondary Dikes - Provincial/Federal Contribution	3-188	5C-29	3,800	5,000	600	500			9,400
St. Germain / Vermette Drainage Study	3-189	5C-29	250						250
Permanent Land Drainage Pumping Station at Kilkenny and Rice	3-190	5C-29					800		800
Seine River Waterway Acquisition	3-191	5C-30	100	100	150	150	150	150	800
Primary Dike Upgrading	3-192	5C-29						1,000	1,000
Bibeau Drain Inlet Structure and Safety Gate	3-193	5C-38	100	250					350
Land Drainage Safety Upgrading Program	3-194	5C-38			200	200	500	500	1,400
Fernbank Ave Land Drainage Sewer - Developer Capacity Charges Financing	3-195	5C-29					875		875
South Tuxedo Stormwater Retention Basin - Developer Capacity Charges Financing	3-196	5C-29					500	1,100	1,600
TOTAL LAND DRAINAGE - REGIONAL			12,469	16,729	10,294	12,294	14,575	13,950	80,311
LAND DRAINAGE - RESIDENTIAL									
Combined Sewer Renewals (Funded by Combined Sewer Renewal Reserve - Sewer Frontage Levy)	3-197	5C-38	12,080	11,080	11,080	11,080	11,080	11,080	67,480
Outfall Maintenance	3-198	5C-38	300	500	200	200	200	200	1,600

2001 ANNUAL CAPITAL ESTIMATES and 2002 to 2006 FIVE-YEAR CAPITAL FORECAST

<u>CAPITAL PROJECTS SUMMARY</u>			2001 (\$000s)	2002 (\$000s)	2003 (\$000s)	2004 (\$000s)	2005 (\$000s)	2006 (\$000s)	2001-2006 (\$000s)
	DETAIL PAGE NO.	PLAN WPG. IND.	BUDGET ADOPTED BY COUNCIL	FORECAST ADOPTED BY COUNCIL	FORECAST ADOPTED BY COUNCIL	FORECAST ADOPTED BY COUNCIL	FORECAST ADOPTED BY COUNCIL	FORECAST ADOPTED BY COUNCIL	TOTAL ADOPTED BY COUNCIL
FUNCTION/PROJECT									
TOTAL LAND DRAINAGE - RESIDENTIAL		...	12,380	11,580	11,280	11,280	11,280	11,280	69,080
TOTAL LAND DRAINAGE AND FLOOD CONTROL		...	24,849	28,309	21,574	23,574	25,855	25,230	149,391
TOTAL LAND DRAINAGE AND FLOOD CONTROL INTERNAL FINANCING			1,294	4,394	2,394	4,994	5,300	4,950	23,326
<u>WATER & WASTE - Utility Supported</u>									
<u>WATER WORKS SYSTEM - Utility Funding</u>									
Long Term Zebra Mussel Mitigation (1)	3-199	5C-14				1,000			1,000
Shoal Lake Aqueduct Condition Assessment & Rehabilitation - Aqueduct Renewal Reserve Funding	3-200	5C-11	5,000	4,400	2,400				11,800
Saskatchewan Avenue Feedermain (1)	3-201	5C-12			1,163				1,163
Water Treatment Plant - Functional & Detailed Design & Construction - Water Treatment Reserve funding	3-202	5C-14	3,000	6,000	26,000	34,000	68,000		102,000
						50,000	12,000		97,000
GWWD Railway Bridge Replacement (1)	3-203	5C-11		530					530
Lagimodiere Boulevard Feedermain Extension (1)	3-204	5C-12					1,300		1,300
McPhillips Pumping Station - Natural Gas Engine Replacement (1)	3-205	5C-11					1,250	750	2,000
MacLean Pumping Station - Natural Gas Engine Replacement (1)	3-206	5C-11					2,000		2,000
Water SCADA Replacement (1)	3-207	5C-11					1,275		1,275
Computerized Work Management System (1)	3-208	2B-02	125	225	125	125			600
Chlorine System Improvement (1)	3-209	5C-12			200	800			1,000
Branch II Aqueduct - Valves at Interconnection (1)	3-210	5C-11					100	1,200	1,300
Midtown Feedermain - Assiniboine River Crossing Condition Assessment (1)	3-211	5C-12	100						100
Watermain Renewals (Funded from Watermain Renewal Reserve Fund - Watermain Frontage Levy)	3-212	5C-38	7,500	7,000	7,000	7,000	7,000	7,000	42,500
(1) Financed from Waterworks Retained Earnings			225	755	1,488	1,925	5,925	1,950	12,268
GROSS WATERWORKS BUDGET (Utility Supported)		...	15,725	18,155	36,888	92,925	92,925	8,950	265,568

2001 ANNUAL CAPITAL ESTIMATES and 2002 to 2006 FIVE-YEAR CAPITAL FORECAST

<u>CAPITAL PROJECTS SUMMARY</u>			2001 (\$000s)	2002 (\$000s)	2003 (\$000s)	2004 (\$000s)	2005 (\$000s)	2006 (\$000s)	2001-2006 (\$000s)
	DETAIL PAGE NO.	PLAN WPG. IND.	BUDGET ADOPTED BY COUNCIL	FORECAST ADOPTED BY COUNCIL	FORECAST ADOPTED BY COUNCIL	FORECAST ADOPTED BY COUNCIL	FORECAST ADOPTED BY COUNCIL	FORECAST ADOPTED BY COUNCIL	6 YEAR TOTAL ADOPTED BY COUNCIL
FUNCTION/PROJECT									
SEWAGE DISPOSAL SYSTEM - Utility Funding									
Grit Handling Upgrade - NEWPCC (2)	3-213	5C-17	2,500						2,500
Primary Clarifier Covers - NEWPCC (2)	3-214	5C-19			300	6,900			7,200
Wastewater Disinfection - NEWPCC - Environmental Reserve Funding	3-215	5C-18	6,480	8,520					15,000
Chlorine System Improvements - NEWPCC (2)	3-216	5C-19			200	2,800			3,000
High River Level (Flood) Protection - NEWPCC (2)	3-217	5C-17					750		750
High River Level (Flood) Protection - SEWPCC (2)	3-218	5C-17		2,000					2,000
Capacity Study/Preliminary Engineering - SEWPCC (2)	3-219	5C-17	200	500	1,500	1,500			3,700
Primary Clarifier Expansion - SEWPCC (2)	3-220	5C-17		250	8,500				8,750
Wastewater Disinfection - WEWPCC - Environmental Reserve Funding	3-221	5C-18			800	980	950		2,730
Lift Stations Upgrading (2)	3-222	5C-24	250	250	250	250	250	250	1,500
Perimeter Road Pumping Station - Pump Upgrade (2)	3-223	5C-24	500						500
Provencher Bridge - Reconstruction of Dumoulin Forcemain (2)	3-224	5C-24	500						500
Combined Sewer Overflow (CSO) Management Strategy & Miscellaneous Mitigation - Environmental Reserve Funding	3-225	5C-25	1,000	1,000	5,000	5,000	5,000	5,000	22,000
Warde Interceptor Sewer (2)	3-226	5C-17		1,300					1,300
Inflow/Infiltration/Cross-Connection Study and Mitigation (2)	3-227	5C-22					2,000		2,000
Sewer System Isolation in Areas Protected by Secondary Dikes (2)	3-228	5C-22					1,000		1,000
Computerized Work Management System (2)	3-229	2B-02	125	225	125	125			600
Boiler Replacements - NEWPCC (2)	3-230	5C-17				500		700	1,200
Raw Sewage Pump Replacement - NEWPCC (2)	3-231	5C-17						800	800
Outfall Upgrading - NEWPCC (2)	3-232	5C-17						1,000	1,000
Biosolids - Alternative Disposal Study (2)	3-233	5C-17						1,000	1,000
(2) Financed from Sewage Disposal Retained Earnings			4,075	4,525	10,875	12,075	4,000	3,750	39,300
TOTAL SEWAGE DISPOSAL - REGIONAL		...	11,555	14,045	16,675	18,055	9,950	8,750	79,030
RESIDENTIAL									
Wastewater Sewer Renewal (Funded from Wastewater Sewer Renewal Reserve - Sewer Frontage Levy)	3-234	5C-38	420	420	420	420	420	420	2,520
TOTAL SEWAGE DISPOSAL - RESIDENTIAL		...	420	420	420	420	420	420	2,520
GROSS SEWAGE DISPOSAL BUDGET		...	11,975	14,465	17,095	18,475	10,370	9,170	81,550